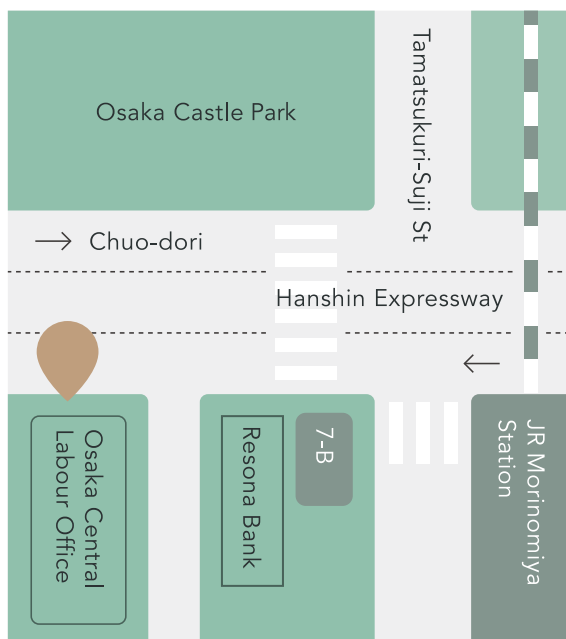


# Patina Shuttle Timetable

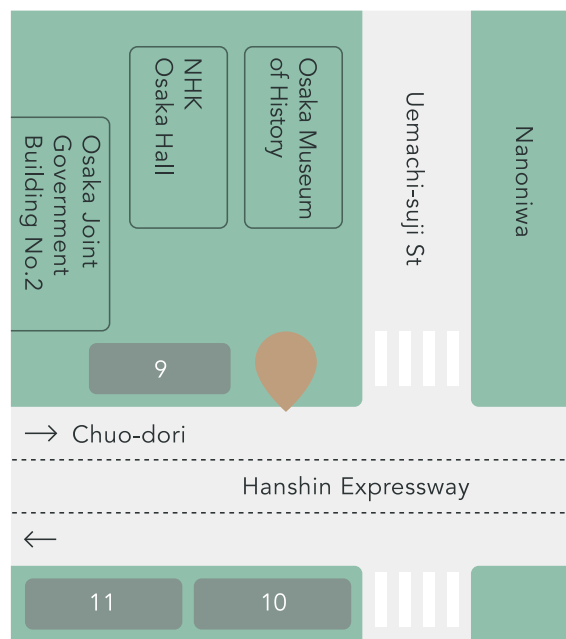
Morinomiya Area		
Hour	From Hotel	From Morinomiya
10		
11		
12	30	40
13	10	20
14		
15	30	40
16	10	20
17		
18	30	40
19	10	20



Exit from Exit 7-B and walk approximately 50 meters along the street. The boarding point is in front of the Osaka Central



Tanimachi 4-chome Area		
Hour	From Hotel	From Tanimachi 4-chome
10		
11		
12	50	
13		00
14		
15	50	
16		00
17		
18	50	
19		00



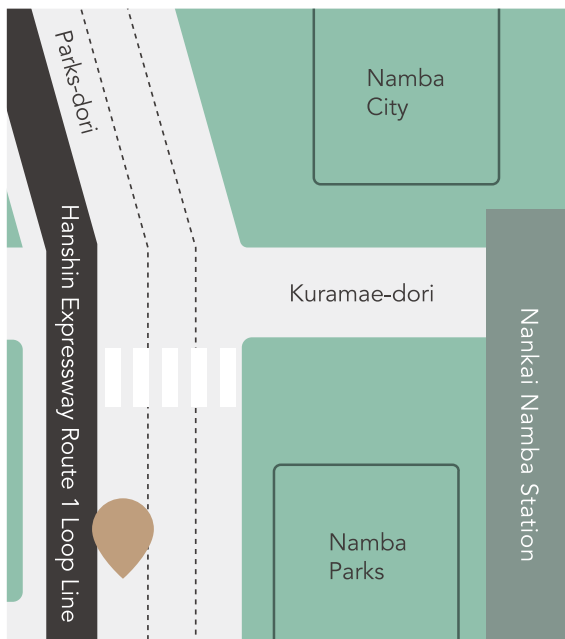
Exit from Exit 9, and the boarding point is immediately to your right along the street.



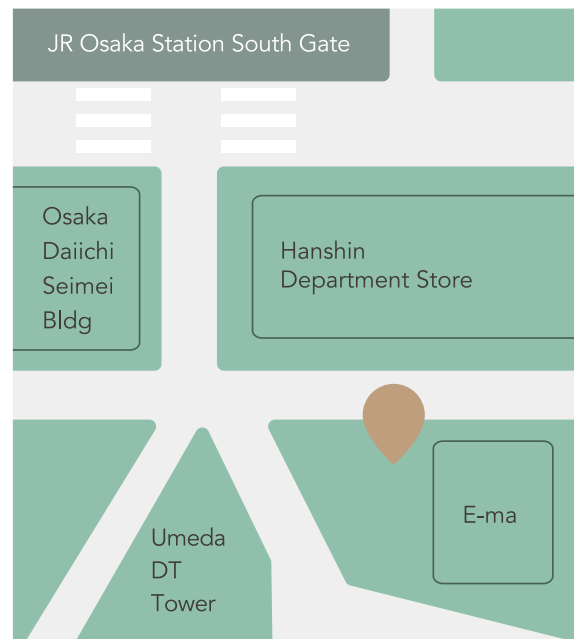
# Patina Shuttle Timetable

Namba Area		
Hour	From Hotel	From Namba
10	30	
11		00
12		
13	30	
14		00
15		
16	30	
17		00
18		
19		

Umeda Area		
Hour	From Hotel	From Umeda
10		
11	30	
12		00
13		
14	30	
15		00
16		
17	30	
18		00
19		



5 min from Nankai Namba Station (2F Central Gate), under the highway overpass.



5 min from JR Osaka Station, near the north side of E-ma / Aozora Bank.

